



DOWNTOWN
SAN ANGELO

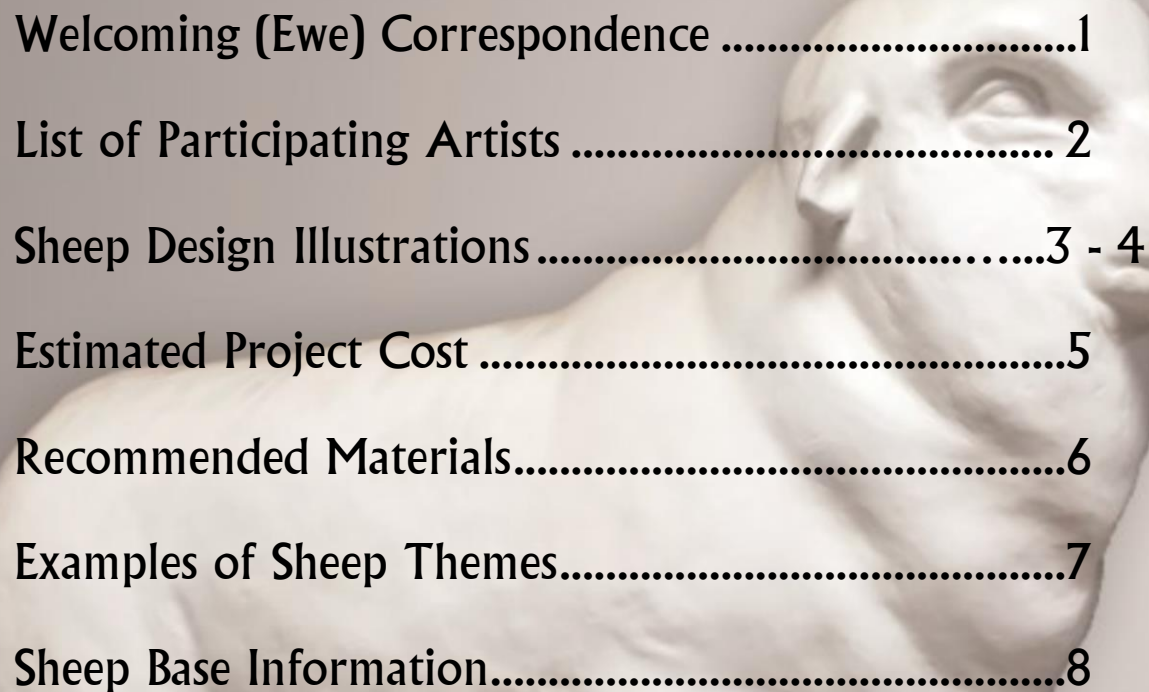


SHEEPTACULAR

Sheep Sponsor Information Packet



Sheep Sponsorship Information



Welcoming (Ewe) Correspondence	1
List of Participating Artists	2
Sheep Design Illustrations	3 - 4
Estimated Project Cost	5
Recommended Materials.....	6
Examples of Sheep Themes.....	7
Sheep Base Information.....	8

We are very excited to welcome you as a sponsor of Downtown San Angelo's SHEEPTACULAR art project. You may already have an idea of the design/theme you or we will be happy to provide assistance. Enclosed is a *list of artists* who are ready to provide you with imaginative and creative designs for your project. We leave it up to you and the artist to work out fees and materials.

Note: If you will be placing your sheep project on city property you will need final approval from the Public Art Commission: Liaison: Carl White, Parks & Recreation Director, 657-4279 or carl.white@sanangelotexas.us

We also need to make certain that the designs will be appropriate for public display. The design will not allow any direct label advertising of a product, libel slander or social disrespect. Please remember that this is a public display and all proposals must be appropriate for all audiences.

Thank you again for your participation in this unique and exciting project. With your support we are able to celebrate and pay tribute to one of San Angelo's significant industries along with the special heritage of West Texas.

Sincerely,

Del Velasquez
Executive Director

Additional information may be obtained by calling the DSA office at: 325-655-2345

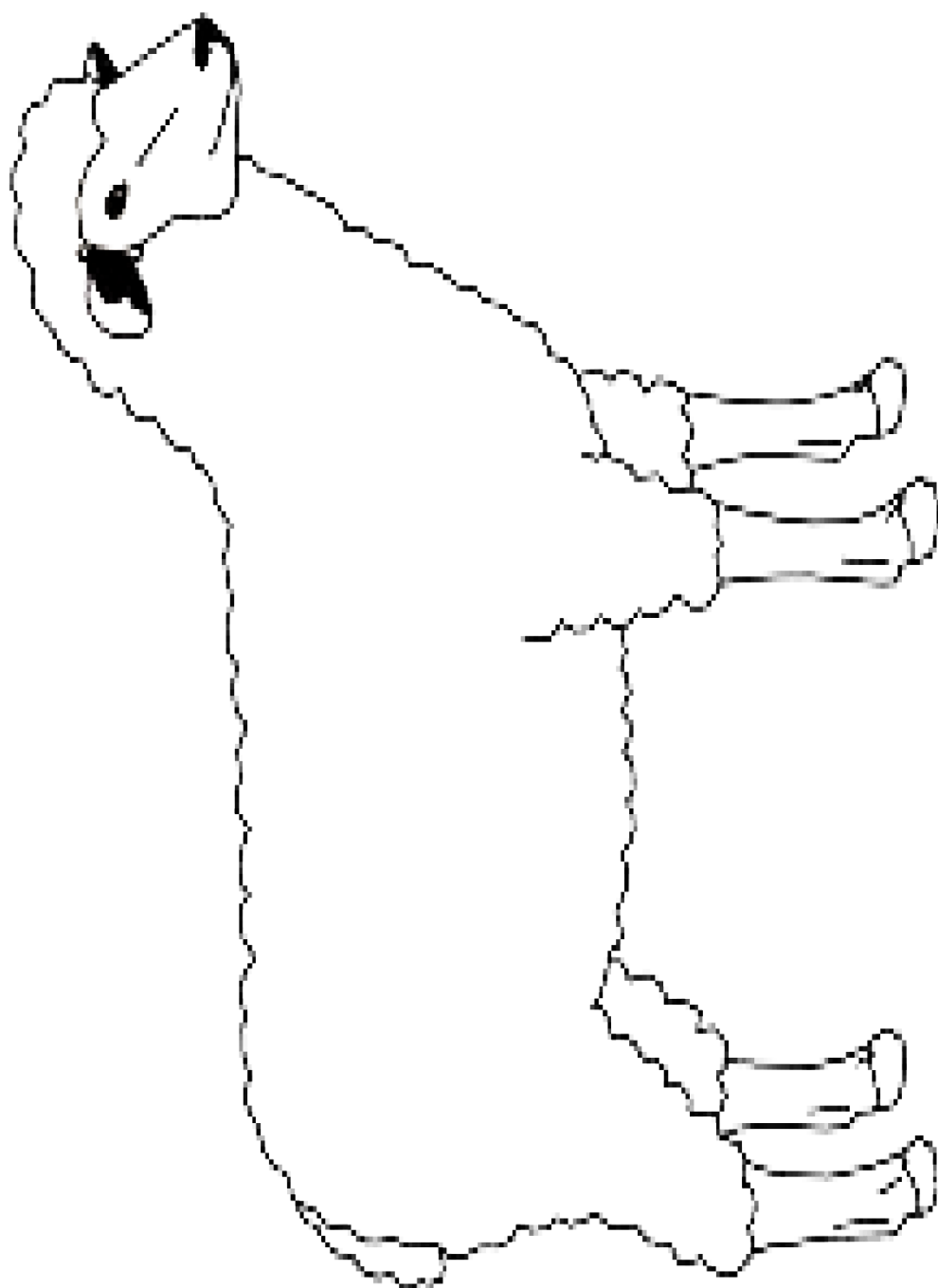
enc:

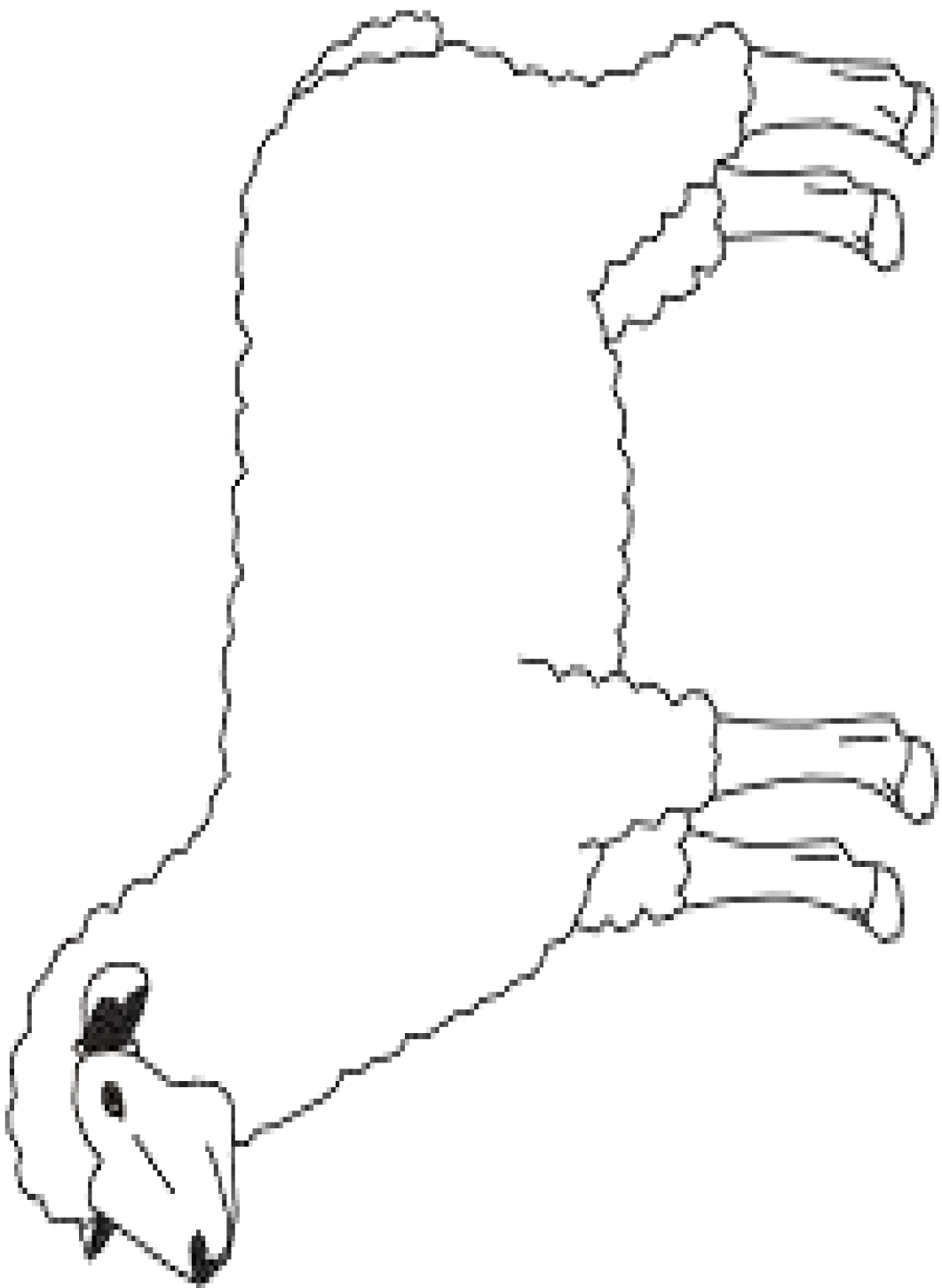
- | | | | |
|-------------------------------|---|--------------------------------------|-------------------------------------|
| 1. <i>List of
Artists</i> | 2. <i>Sheep design
illustration</i> | 3. <i>Estimated
project cost</i> | 4. <i>Recommended
materials</i> |
|-------------------------------|---|--------------------------------------|-------------------------------------|

Texas Main Street City ~ National Trust for Historic Preservation Member
*~ National Main Street City 2008*2009*2010*2011*2012*2013*2014**2015*2016*2017*2018*2019*
~ First Lady of Texas Treasures Award Recipient for 2019

SUGGESTED ARTIST LISTING

ARTIST	PHONE	ADDRESS	CITY/STATE/ZIP	PROJECT
Alvarado, Rene	325-659-1984	1302 Kenwood Drive	San Angelo, TX 76903	<i>Baa Baa Black Sheep</i> ; 112 W. Beauregard (TGC Court House)
Cuevas, Michelle	325-653-4936		San Angelo, TX 76903	
Dalglish, Ryan	325-212-2114	520 Orient Street	San Angelo, TX 76903	R.T. Dalglish Fine Art
Dane, Laurel	325-944-3149	2602 Circle J. Street	San Angelo, TX 76901	<i>Merino Antoinette/EweSella</i> ; 26 E. Concho Ave./1902 Pecos (Miss Hatties/SA Realtors)
Dowdle, Rebel	325-944-8450	905 Glenna Dr.		<i>Bankers Brand</i> ; warehouse (Mertzson Bank)
Goodman, Crystal	325-340-2822			<i>Welcoming Ewe/Ed-ewe-cate/B ewe tiful San Angelo</i> ; 418 W. Avenue B (Howard College/SA CVB)
Hejl, Clay	325-655-0832	76 N. Chadbourne	San Angelo, TX 76903	<i>Lamb Scapes</i> ; 353 s. Randolph (YMCA)
Keena, Dana	325-245-9006	DanaKeena@hotmail.com		
Lindemann, Amy	325-320-1794	Artzya33@gmail.com	San Angelo, TX 76903	<i>A Brave New Ewe Maid'n San Angelo TX</i> ; 255 Lake View Heroes Dr (Lincoln Middle School)
McGee, Suzanne	325-277-7859	PO Box 586	Mertzon, TX 76941	<i>When Ewe are Hungry</i> ; 527 W. Beauregard Ave. (Sonic)
Mertz, Marilyn	325-655-3885	630 S. Bishop	San Angelo, TX 76901	
Rainey, Sue	325-234-8441	2612 Circle J	San Angelo, TX 76901	<i>Pearl of the Concho</i> ; (Art in UnCommon Places)
Raymond, Julie	325-245-5472	1125 W. Twohig	San Angelo, TX 76901	<i>Common Cents</i> ; 36 W. Beauregard (Wells Fargo Bank)
Ruiz, Raul	325-655-0832	76 N. Chadbourne	San Angelo, TX 76903	<i>Wool EWE Remember</i> ; (Cavendars)
Snyder, Diana Indigo	325-374-2883			
Sum, Ben & Cyrus	325-942-2085 X285	ASU Fine ARTS	San Angelo, TX 76904	<i>Uncovering the Art in EWE</i> ; 1621 University
Sustek, Scott	325-450-3065		San Angelo, TX 76903	EWE SA/Faith in EWE/J.R. EWEing/Shear Ingen "ewe" ity





ESTIMATED SPONSOR FEES

SHEEP ART PROJECT

MATERIALS/SERVICES	COST
FIBERGLASS SHEEP FORM	\$1600
-CLEAR COAT FINISH	\$100
ARTIST FEE SPONSOR NEGOTIATED WITH ARTIST	Approximate \$500 - \$1500



Bondo Body Putty:

Comes in a tube, for filling small holes and making small repairs; Bondo fiberglass body repair kit for making larger repairs. (purchase at Pep Boys or NAPA auto supply stores)

Paints:

All professional-grade artist acrylic or oil paints will do the job. For ease of application, good color stability, and national availability in art store, we recommend Liquitex Soft Body (medium-viscosity) acrylics. The high-viscosity paints are to "gluey" to move around with ease. You will need 59 ml (2oz tubes or jars, in the colors of your choice. Information web site:

www.cowpainters.com (Click on Project & Partners tab, then PARTNER LINKS in red and then Dick Blick. Once in Dick Blick's website, click on Paints, Acrylics, Liquitex Heavy Body Paints, Soft Body Paints. Latex house paints are not recommended.

Golden Polymer Medium - Gloss:

We like this product for decoupage and it is also available at Dick Blick in 250 ml. or 500 ml. bottles. Use full strength, immersing paper in medium, applying it to the form, and removing air bubbles with your hand. Remove excess medium with an almost-dry sponge. Let dry for several days before varnishing. Make color copies on computer or photo-copier of any pictures or images from magazines that you wish to use. The inks are more permanent, and the copy paper will hold up better than photographic or magazine paper.

Lascaux UV-1 Gloss Varnish:

This is the best varnish we've found for protecting your artwork before the auto-body clear coat is applied. You will need a 250 ml. bottle for forms up to the size of a large dog or cat, and a 500 ml. bottle for larger forms such as a horse or a moose. Order from Dick Blick (as above) as soon as you get your assignment, because it can't be found in most stores, and art catalog houses run out of this product quickly.

To use, dilute 4 parts varnish to 1 part water and filter through gauze. Use a nylon brush and have a large of water handy to immerse your brush in if you have to pause while varnishing. It sets quickly, so if you do pause, don't begin again until the varnish is dry (about 15 minutes or so) It goes on slightly cloudy but dries crystal clear. Immediately remove any air bubbles by touching lightly with a brush.

Magic-Sculpt Epoxy Putty:

This putty is great for altering the form's surface or adding sculpture elements to it. MagicSculpt comes in tow tubs and you mix equal parts to activate. Complete directions for use will be found on these websites, along with ordering information. www.magicsculpt.com and www.restoresupplies.com MagicSculpt will adhere to the form if you rough up the surface and drill a few small holes to fill with product for a better bond. It is non-toxic, allows for a couple of hours working time before it sets. Can be sanded if necessary after dry (12 hours) and can be painted with ease.

SHEEPTACULAR PROJECT TITLE IDEAS

"Shear" Excitement	
"Shear" Art	(art gallery/museum)
Municipal "Muse"	(City map- highlighting points of interest)
"Shear" Genius	(hairdresser, landscaping)
San Angelo J - "EWE" -L	(jeweler)
"Ewe" are what "Ewe" eat	(restaurant, health facility)
Here's Looking At "Ewe" Kid	(optical shop)
"Wilde - N - Wooly	(J Wilde's with special flair)
Hot N Spicy "Ewe"	(restaurant)
"Fleece" Piece	(patchwork using flannel and wool, fabric/clothing store)
"Fuzz" - ion	(mo-hair, frizzed)
"Tiffany Lamb"	(lighting/electrical fixtures)
"Mer ino Antoinette"	(Miss Hattie's Restuarant)
Unforgettable "Ewe"	(photography studio, etc.)
"Sheep-dogs"	(Veterinarian, kennals)
"La Baaaaa-m-Baa"	
"Sheep" - skate	(sheep with skates , helmet, knee & elbow pads, etc.)
Handsome "Ewe"	(photography, etc.)
There's room for "Ewe", there's room for me	(hotel, Bed & Breakfast, etc.)
"Ewe's Crazy"	
"Ewe" Must Remember This	(recognition, history)
"Baa-Haas"	
"Counting Sheep"	(accountant, bank etc.)
"Ewe-Topia"	(travel agent, real-estate)
We remember "Ewe"	(historic preservation)
Alternative "Ewe-Energy"	(wind generators)
"Baa-thing B-EWE-ty"	(swimwear, swimming pools/supplies, etc)
A Healthy "Ewe"	(pharmacy, doctor's office, hospital, clinic, etc)
Clean "Sheep" sweep	(Trash-away, KSAB, etc.)
Cale-Ewe-Late	(computers. accountants)
Lay of the "Lamb"	(real-estate, appraisers, etc.)
"Shears" to "Ewe"	(bar, nightclub etc.)
Ed- "Ewe" -kate	(schools, training, etc.)
"Ram" - bunctious	(ASU)
Warm & "Wooly"	(Sheep with ski cap/mask, socks, scarf, mittens etc. - clothing store)
"Sheep" Skins	(Colleges, schools)
It's "Mutton" Honey	(Butcher, grocer, etc.)
"Sheep" Shot	(Hockey, basketball, Hunters)
Don't be "Sheep-ish"	(Beauty salons, spas, etc.)

SHEEP PROJECT BASE INFORMATION:

Each sheep fiberglass form has flanges affixed to bottom of each sheep leg for mounting to base. To assist you as you prepare to place your Sheep Art Project the following information on the sheep art base may be helpful:



Some of our current sponsors have obtained large rocks used as base for project.



Local Monument Companies have provided bases as requested by project sponsors and are also helpful with actual placement.



Additional base materials include: brick pavers placed in concrete, granite, concrete, hardwood etc.

Base for your project is not included with purchase of fiberglass form.



If you have any questions or need further assistance, contact us at:

Phone: 325-655-2345
Fax: 325-655-1234

Website: downtownsanangelo.com



24 West Concho Avenue
San Angelo, TX 76903